

Membership Renewal Payments – (CPF website) How To

1. From the CPF National website go the [Membership Management page](#) and select the appropriate contribution type.

For this example we are choosing “Join or renew as an Individual Member”:

Do you want to join or renew online?

Find out more:

- [member benefits](#)
- [types of membership and fees](#)

Login:

If you have an existing membership with CPF please login to renew your membership or go directly to the membership page of your choice and you will be asked to login before completing the form. You will be asked for a username and password. If you have forgotten your password, please choose “*Lost your password?*” to have a new password sent to you by email.

Please be aware that we switched to a new membership platform in September 2017. If this is your first time logging in since September 2017, you will need to create a new user account. Click on the “Register” link and follow the instructions below.

Register:

If you have not already created an account, click on the membership page of your choice. You will be asked to enter an username and password to create an account. When completing the form please use the email address you provided when you joined CPF. *(Find out what membership category is right for you.)*

- Join or renew as an Individual Member *(\$25- 1 year/ \$60 – 3 years)*
- Join or renew as a Family Member *(\$25- 1 year/ \$60 – 3 years)*
- Join or renew as an Associate Member Organization *(\$60- 1 year/ \$150 – 3 years)*

If you prefer, you can download and submit a hard copy of the membership form .

2. Confirm the membership type (1 year vs 3 year) and donation amount. Note that for Membership type, Individual- 1 year - \$ 25.00 will be highlighted. For donations “Donate to Local Branch - \$10” will be highlighted by default. If needed, adjust these two options.

Become an Individual Member of CPF Today!

Whether you're a parent, grandparent, teacher, student, or any other supporter of FSL education, you can take out a membership in CPF. Individual memberships include one (1) voting adult members per household and can grant you access to all kinds of benefits and member-only resources! Children of your own are no requirement – so long as you are 18 years old, you can join CPF.

[CPF Membership Benefits for Individual Members](#)

Memberships cost \$25/year per household or \$60 for a three-year membership. Your family can join our family of advocates today, so don't hesitate to come on board!

Membership Options *	<input checked="" type="radio"/> Individual - 1 Year - \$ 25.00
	<input type="radio"/> Individual - 3 Years - \$ 60.00
I would like to donate *	<input checked="" type="radio"/> Donate to Local Branch - \$ 10.00
	<input type="radio"/> Donate to Local Chapter - \$ 10.00
	<input type="radio"/> Donate to National Office - \$ 10.00
	<input type="radio"/> No thank you
	<input type="radio"/> Other Amount
Other Amount	<input type="text"/>

3. You will now be asked to create a user account. If you have previously used this system, you will need to login. For assistance with accessing login information follow the prompts that show up on screen or contact dmurphy@cpf.ca for assistance.

Once you have created a username and password, login instructions for the member dashboard will be sent to the email address you enter in future steps. Check your junk filter for this email if needed.

Please enter a Username to create an account. If you already have an account [please login](#) before completing this form.

Username *

Check Availability

Punctuation is not allowed in a Username with the exception of periods, hyphens and underscores.

Password

Confirm
Password

Provide a password for the new account in both fields.

4. If you have logged in and this is a renewal, your data should automatically populate in the fields. Make corrections as needed. The SJ should be populated as well.

If this is a new membership you will need to enter the information as requested. Click here to [look up your SJ](#) if you are not sure which School Jurisdiction to select. The Branch populates automatically based on the SJ chosen.

Contact Information

First Name *

Last Name *

Email *

Additional Email

Preferred Phone *

Additional Phone

Address *

City *

Country (Primary) *

Province *

Postal Code *

Preferred Language

Occasionally, the CPF membership list may be made available to other groups/agencies to offer members special benefits or education-related information. Use of the list will be carefully regulated and only permitted under a contract specifying confidentiality and one-time authorization.

If you do NOT wish to receive mailings other than directly from CPF, please check the box

Do not share my contact

Please choose your School Jurisdiction (SJ) from the dropdown menu below.



SJ refers to the name of the school board or district where your child attends school. You can search by name to find your school jurisdiction. Choosing this will automatically populate the Branch you belong to. If you need assistance with choosing which SJ your school belongs to please check the [following list of SJ's](#), or contact Debbie Murphy at dmurphy@cpf.ca or [613-235-1481](tel:613-235-1481) ext 236.

School Jurisdiction *

CPF Branch


5. Submit the credit card number; security code and expiration date and confirm the billing address, then hit confirm contribution. This should complete the membership process and the member will get an email confirmation that their membership has been processed.

Credit Card Information

Card Number *

Security Code *



Expiration Date *

My billing address is the same as above